

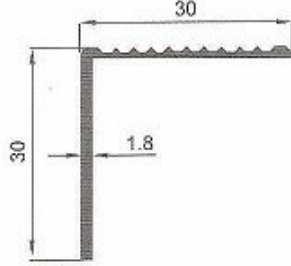


# ALSA®

ALÜMİNYUM & PLASTİK  
KAUÇUK SAN. TİC. LTD. ŞTİ.

### 30x30 Çizgili Köşebent

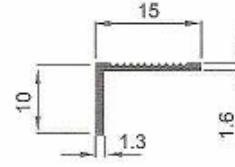
30x30 Angle Aluminium Bar Marked With Lines



Profil No Profile No	Ağırlık Weight	Ölçek Scala
<b>ALSA-1501</b>	<b>0,250 KG/MT</b>	1/1

### 15x10 Çizgili Köşebent

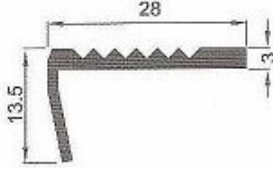
15x10 Angle Aluminium Bar Marked With Lines



Profil No Profile No	Ağırlık Weight	Ölçek Scala
<b>ALSA-1595</b>	<b>0,095 KG/MT</b>	1/1

### Çizgili Davlumbaz Profil

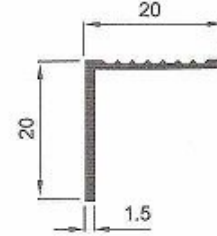
Paddle Box Marked With Lines Profile



Profil No Profile No	Ağırlık Weight	Ölçek Scala
<b>ALSA-1570</b>	<b>0,220 KG/MT</b>	1/1

### 20x20 Çizgili Köşebent

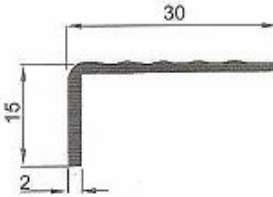
20x20 Angle Aluminium Bar Marked With Lines



Profil No Profile No	Ağırlık Weight	Ölçek Scala
<b>ALSA-1503</b>	<b>0,140 KG/MT</b>	1/1

### 15x30 Çizgili Köşebent

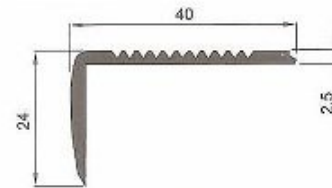
15x30 Angle Aluminium Bar Marked With Lines



Profil No Profile No	Ağırlık Weight	Ölçek Scala
<b>ALSA-1563</b>	<b>0,220 KG/MT</b>	1/1

### Isuzu Merdiven Köşebentli

Isuzu Stair Angle Aluminium Bar



Profil No Profile No	Ağırlık Weight	Ölçek Scala
<b>ALSA-1508</b>	<b>0,346 KG/MT</b>	1/1

### Koridor Köşebentli

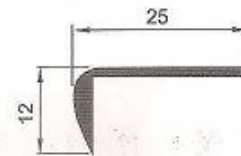
Corridor Passage Angle Aluminium Bar



Profil No Profile No	Ağırlık Weight	Ölçek Scala
<b>ALSA-1504</b>	<b>0,393 KG/MT</b>	1/1

### Düz Davlumbaz Profil

Flat Paddle Box Profile



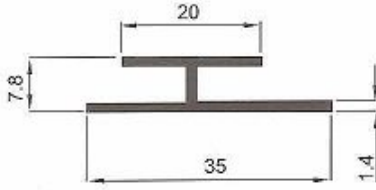
Profil No Profile No	Ağırlık Weight	Ölçek Scala
<b>ALSA-1564</b>	<b>0,155 KG/MT</b>	1/1



# ALSA®

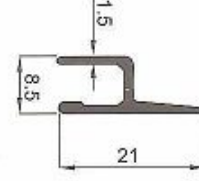
ALÜMİNYUM & PLASTİK  
KAUÇUK SAN. TİC. LTD. ŞTİ.

## Formika Orta Dar Profili Narrow Middle Formica Profile



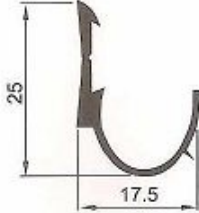
Profil No Profile No	Ağırlık Weight	Ölçek Scala
ALSA-1520	0,275 KG/MT	1/1

## 302 Formika Y Profili 302 Y Type Formica Profile



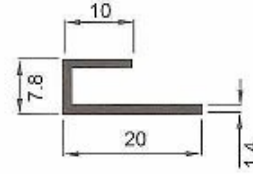
Profil No Profile No	Ağırlık Weight	Ölçek Scala
ALSA-1594	0,155 KG/MT	1/1

## Eski Model Magrus Su Oluğu Old Model Magrus Water Channel



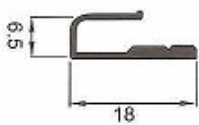
Profil No Profile No	Ağırlık Weight	Ölçek Scala
ALSA-1592	0,195 KG/MT	1/1

## 302 Formika Kıyı Profili 302 Formica Border Profile



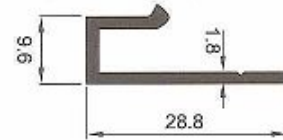
Profil No Profile No	Ağırlık Weight	Ölçek Scala
ALSA-1522	0,110 KG/MT	1/1

## V6 Formika Kıyı Profili V6 Formica Border Profile



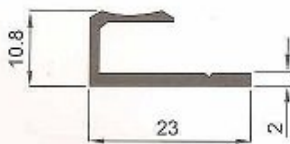
Profil No Profile No	Ağırlık Weight	Ölçek Scala
ALSA-1593	0,115 KG/MT	1/1

## Peugeot Geçme Profili Peugeot Overpass Profile



Profil No Profile No	Ağırlık Weight	Ölçek Scala
ALSA-1524	0,180 KG/MT	1/1

## Isuzu Formika Kıyı Geniş Profili Isuzu Formica Border Large Profile



Profil No Profile No	Ağırlık Weight	Ölçek Scala
ALSA-1521	0,205 KG/MT	1/1

## Isuzu Formika Orta Profili Isuzu Formica Middle Profile



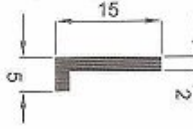
Profil No Profile No	Ağırlık Weight	Ölçek Scala
ALSA-1523	0,275 KG/MT	1/1



# ALSA®

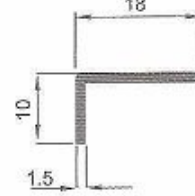
ALÜMİNYUM & PLASTİK  
KAUÇUK SAN. TİC. LTD. ŞTİ.

## 1'lik Tırnaklı Profil 1 Fingernail Profile



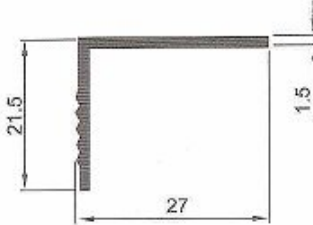
Profil No Profile No	Ağırlık Weight	Ölçek Scala
ALSA-1506	0,100 KG/MT	1/1

## 10x18 Karsan Köşebent 10x18 Karsan - Peugeot Angle Aluminium Bar Auto Industry



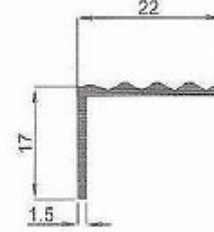
Profil No Profile No	Ağırlık Weight	Ölçek Scala
ALSA-1597	0,110 KG/MT	1/1

## Çizgili Geniş Köşebent Large Angle Aluminium Bar Marked With Lines

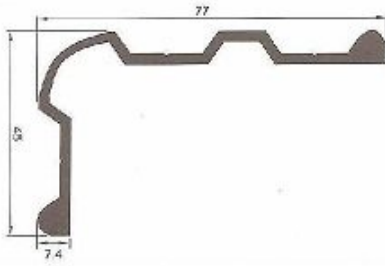


Profil No Profile No	Ağırlık Weight	Ölçek Scala
ALSA-1505	0,210 KG/MT	1/1

## Dar Köşebent Narrow Angle Aluminium Bar

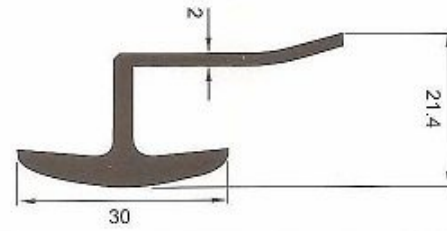


Profil No Profile No	Ağırlık Weight	Ölçek Scala
ALSA-1502	0,155 KG/MT	1/1



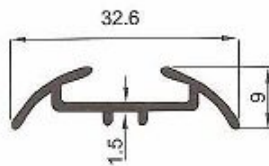
Profil No Profile No	Ağırlık Weight	Ölçek Scala
ALSA-1598	1,000 KG/MT	1/1

## Man (Motor Kapak) Şoför Koltuk Altı Çıtası Man Motor Cover Driver Armchair Bottom Bar



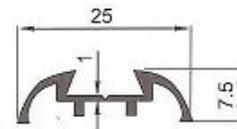
Profil No Profile No	Ağırlık Weight	Ölçek Scala
ALSA-1507	0,560 KG/MT	1/1

## 3.5'lik Düz Kırlangıç Profili 3.5 Straight Swallow Profile



Profil No Profile No	Ağırlık Weight	Ölçek Scala
ALSA-1595	0,222 KG/MT	1/1

## 2.5'lik Kırlangıç Profili 2.5 Swallow Profile



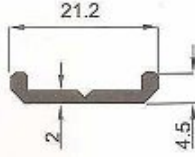
Profil No Profile No	Ağırlık Weight	Ölçek Scala
ALSA-1596	0,140 KG/MT	1/1



# ALSA®

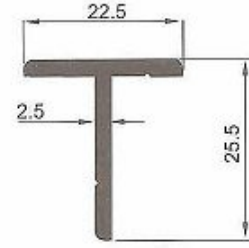
ALÜMİNYUM & PLASTİK  
KAUÇUK SAN. TİC. LTD. ŞTİ.

## Tavan Profili Ceiling Profile



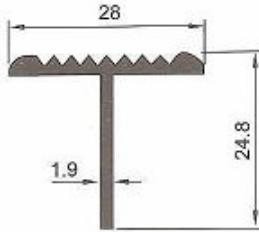
Profil No Profile No	Ağırlık Weight	Ölçek Scala
ALSA-1527	0,135 KG/MT	1/1

## Isuzu T Profili Isuzu T Profile



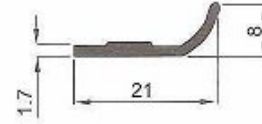
Profil No Profile No	Ağırlık Weight	Ölçek Scala
ALSA-1601	0,308 KG/MT	1/1

## Tırtıllı T Profili T Profile Marked With Lines



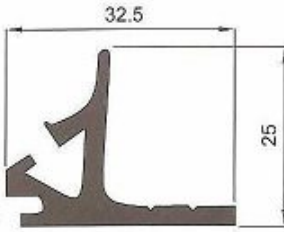
Profil No Profile No	Ağırlık Weight	Ölçek Scala
ALSA-1600	0,292 KG/MT	1/1

## Dip Çıtası Profili Bottom Strip Profile



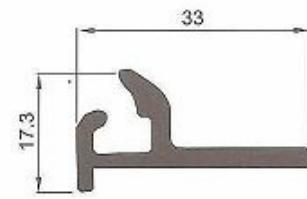
Profil No Profile No	Ağırlık Weight	Ölçek Scala
ALSA-1580	0,130 KG/MT	1/1

## Setra Mentеше Üst Profili Setra Top Hinge Profile



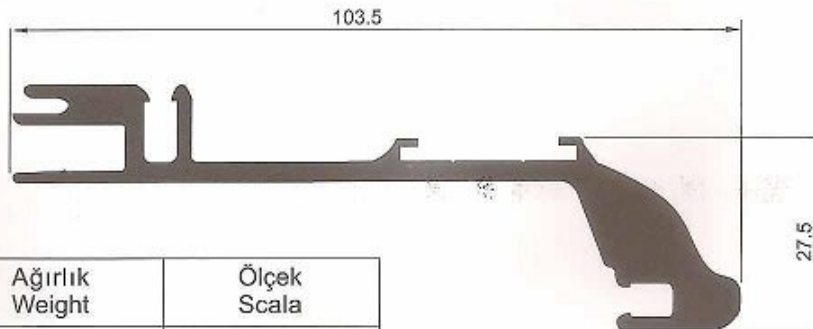
Profil No Profile No	Ağırlık Weight	Ölçek Scala
ALSA-1525	0,535 KG/MT	1/1

## Setra Mentеше Alt Profili Setra Bottom Hinge Profile



Profil No Profile No	Ağırlık Weight	Ölçek Scala
ALSA-1526	0,440 KG/MT	1/1

## Şapkalık Ön Profili Hat Panel Front Profile



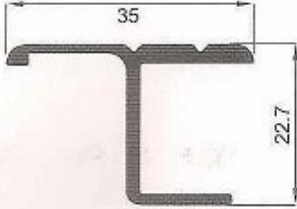
Profil No Profile No	Ağırlık Weight	Ölçek Scala
ALSA-1599	1,765 KG/MT	1/1



# ALSA®

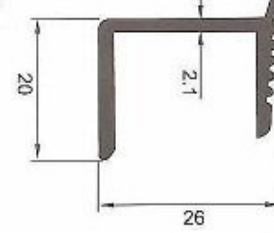
ALÜMİNYUM & PLASTİK  
KAUÇUK SAN. TİC. LTD. ŞTİ.

Şanzıman Kapak Profili  
Gearbox Cover Profile



Profil No Profile No	Ağırlık Weight	Ölçek Scala
<b>ALSA-1565</b>	<b>0,365 KG/MT</b>	1/1

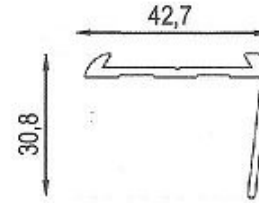
İkarus İç Kanak Kenar Cıtası



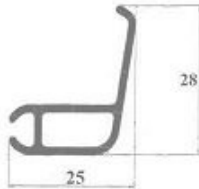
Profil No Profile No	Ağırlık Weight	Ölçek Scala
<b>ALSA-1609</b>	<b>0,360 KG/MT</b>	1/1



Profil No Profile No	Ağırlık Weight	Ölçek Scala
<b>ALSA-1519</b>	<b>0,800 KG/MT</b>	1/1



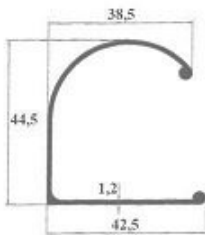
Profil No Profile No	Ağırlık Weight	Ölçek Scala
<b>ALSA-1529</b>	<b>0,390 KG/MT</b>	1/1



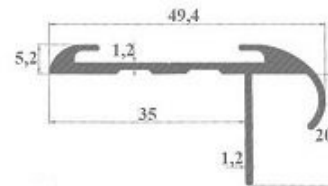
Profil No Profile No	Ağırlık Weight	Ölçek Scala
<b>ALSA-1531</b>	<b>0,295 KG/MT</b>	1/1



Profil No Profile No	Ağırlık Weight	Ölçek Scala
<b>ALSA-1532</b>	<b>0,306 KG/MT</b>	1/1



Profil No Profile No	Ağırlık Weight	Ölçek Scala
<b>ALSA-1534</b>	<b>0,401 KG/MT</b>	1/1

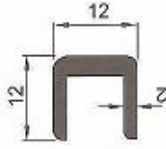


Profil No Profile No	Ağırlık Weight	Ölçek Scala
<b>ALSA-1535</b>	<b>0,412 KG/MT</b>	1/1

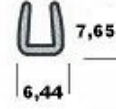


# ALSA®

ALÜMİNYUM & PLASTİK  
KAUÇUK SAN. TİC. LTD. ŞTİ.

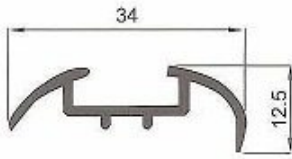


Profil No Profile No	Ağırlık Weight	Ölçek Scala
ALSA-1571	0,190 KG/MT	1/1




Profil No Profile No	Ağırlık Weight	Ölçek Scala
ALSA-1572	0,075 KG/MT	1/1

### 3.5'lik Tek Tırnaklı Kırılmaç Profil 3.5 Single Fingernail Swallow Type Profile



Profil No Profile No	Ağırlık Weight	Ölçek Scala
ALSA-1573	0,245 KG/MT	1/1

### Yan Kuşak Profili Side Line Strip Profile



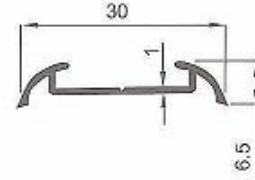
Profil No Profile No	Ağırlık Weight	Ölçek Scala
ALSA-1509	0,333 KG/MT	1/1

### 4'lük Kuşak Profili 4 Gridle Strip Profile



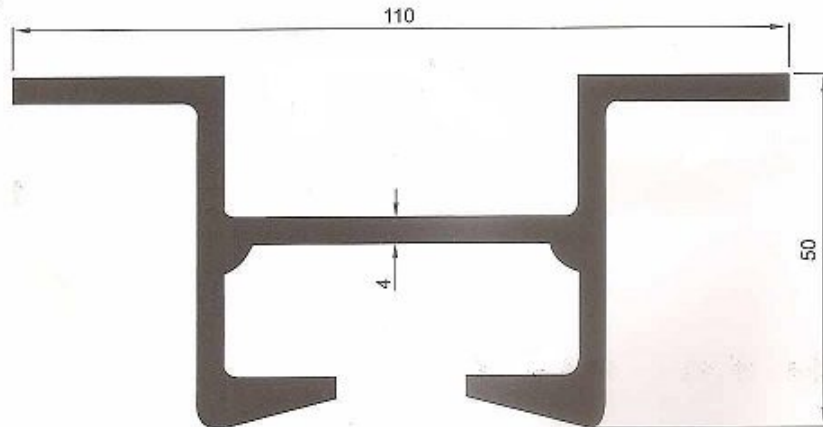
Profil No Profile No	Ağırlık Weight	Ölçek Scala
ALSA-1574	0,165 KG/MT	1/1

### 3'lük Kuşak Profili 3 Gridle Profile



Profil No Profile No	Ağırlık Weight	Ölçek Scala
ALSA-1575	0,135 KG/MT	1/1

### Et Kanca Ray Profili Meat Hook Rail Profile



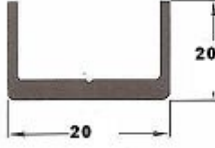
Profil No Profile No	Ağırlık Weight	Ölçek Scala
ALSA-1576	2,695 KG/MT	1/1



# ALSA®

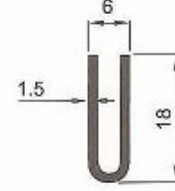
ALÜMİNYUM & PLASTİK  
KAUÇUK SAN. TİC. LTD. ŞTİ.

## Panjur Yatağı Profili Slatted Shutters Housing Profile



Profil No Profile No	Ağırlık Weight	Ölçek Scala
<b>ALSA-1602</b>	<b>0,225 KG/MT</b>	1/1

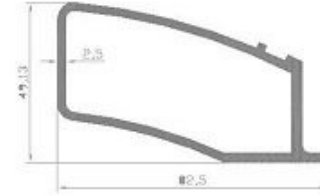
## Körük Lastik Profili Rubber Bellows Profile



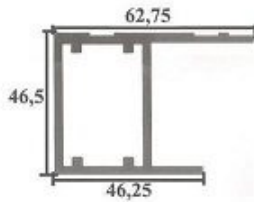
Profil No Profile No	Ağırlık Weight	Ölçek Scala
<b>ALSA-1605</b>	<b>0,150 KG/MT</b>	1/1



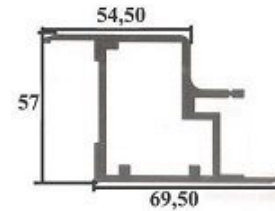
Profil No Profile No	Ağırlık Weight	Ölçek Scala
<b>ALSA-1538</b>	<b>1,312 KG/MT</b>	1/1



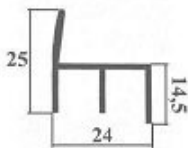
Profil No Profile No	Ağırlık Weight	Ölçek Scala
<b>ALSA-1539</b>	<b>1,596 KG/MT</b>	1/1



Profil No Profile No	Ağırlık Weight	Ölçek Scala
<b>ALSA-1536</b>	<b>1,447 KG/MT</b>	1/1

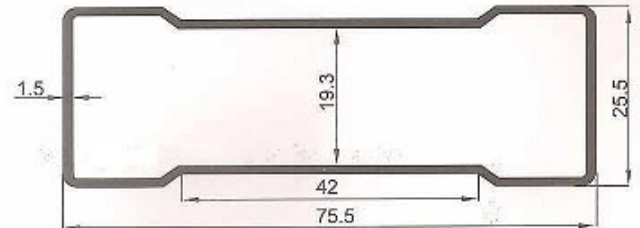


Profil No Profile No	Ağırlık Weight	Ölçek Scala
<b>ALSA-1537</b>	<b>2,014 KG/MT</b>	1/1



Profil No Profile No	Ağırlık Weight	Ölçek Scala
<b>ALSA-1540</b>	<b>0,282 KG/MT</b>	1/1

## Merdiven ve Tır Korkuluğu Profili Stairs and Truck Handrails Profile



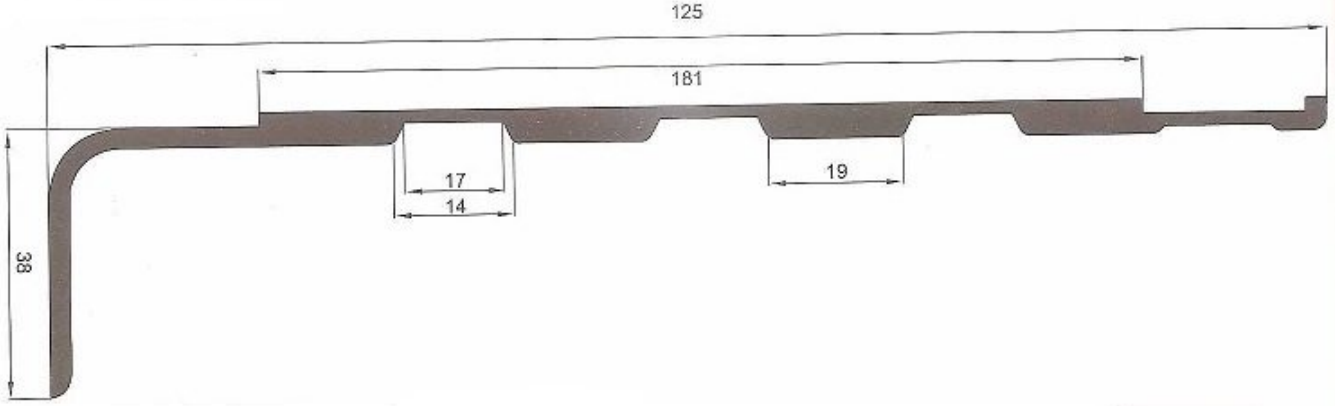
Profil No Profile No	Ağırlık Weight	Ölçek Scala
<b>ALSA-1606</b>	<b>0,720 KG/MT</b>	1/1



# ALSA®

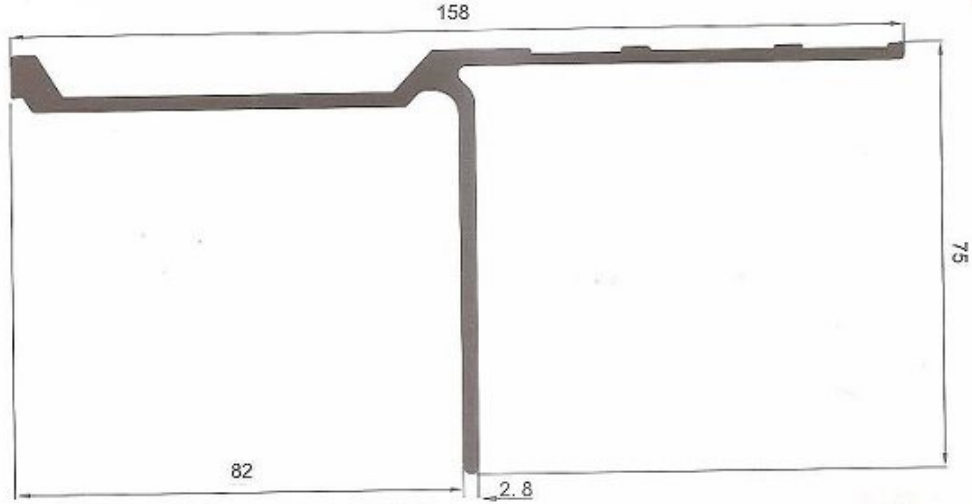
ALÜMİNYUM & PLASTİK  
KAUÇUK SAN. TİC. LTD. ŞTİ.

Tır Köşebent Profili  
Truck Bracket Profile



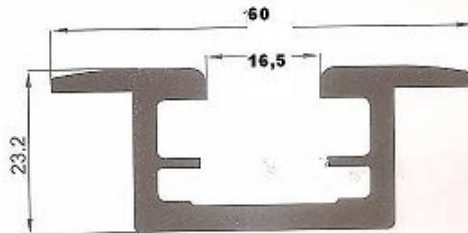
Profil No Profile No	Ağırlık Weight	Ölçek Scala
<b>ALSA-1603</b>	<b>1,990 KG/MT</b>	1/1

Tır Etek Profili  
Truck Skirt Profile



Profil No Profile No	Ağırlık Weight	Ölçek Scala
<b>ALSA-1604</b>	<b>1,840 KG/MT</b>	1/1

Koltuk Ray Gömme Profili  
Seat Rail Profile



Profil No Profile No	Ağırlık Weight	Ölçek Scala
<b>ALSA-1528</b>	<b>1,160 KG/M</b>	1/1



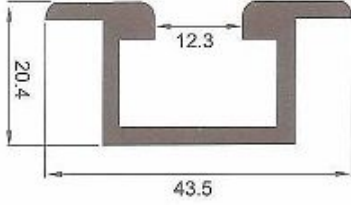


# ALSA®

ALÜMİNYUM & PLASTİK  
KAUÇUK SAN. TİC. LTD. ŞTİ.

## Koltuk Ray Profili

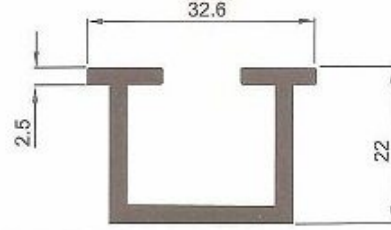
Mini-Bus Armchair Rail Profile



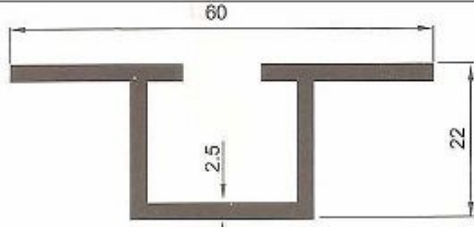
Profil No Profile No	Ağırlık Weight	Ölçek Scala
<b>ALSA-1511</b>	<b>0,716 KG/MT</b>	1/1

## Minibüs - Koltuk Bağlama Profili

Mini-Bus Armchair Connection Bar



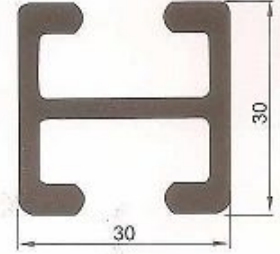
Profil No Profile No	Ağırlık Weight	Ölçek Scala
<b>ALSA-1577</b>	<b>0,560 KG/MT</b>	1/1



Profil No Profile No	Ağırlık Weight	Ölçek Scala
<b>ALSA-1578</b>	<b>0,740 KG/MT</b>	1/1

## Koltuk Altı Ray Profili

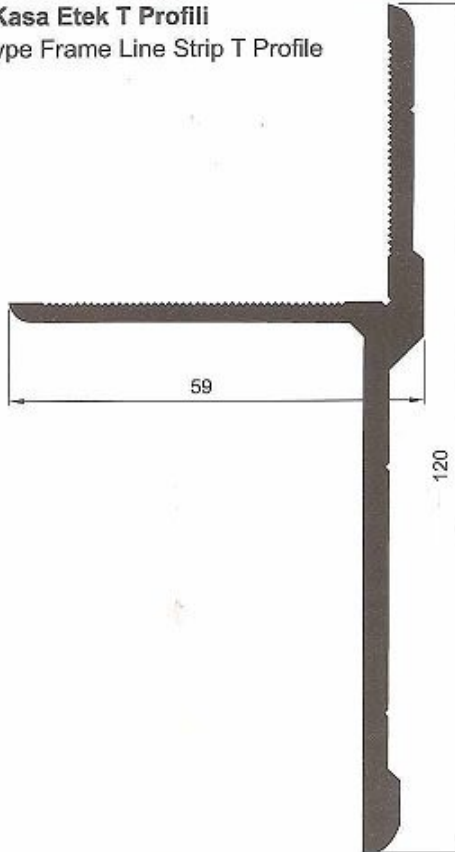
Seat / Canape' Bottom  
Side Rail Aluminium Profile



Profil No Profile No	Ağırlık Weight	Ölçek Scala
<b>ALSA-1579</b>	<b>0,970 KG/MT</b>	1/1

## Kapalı Kasa Etek T Profili

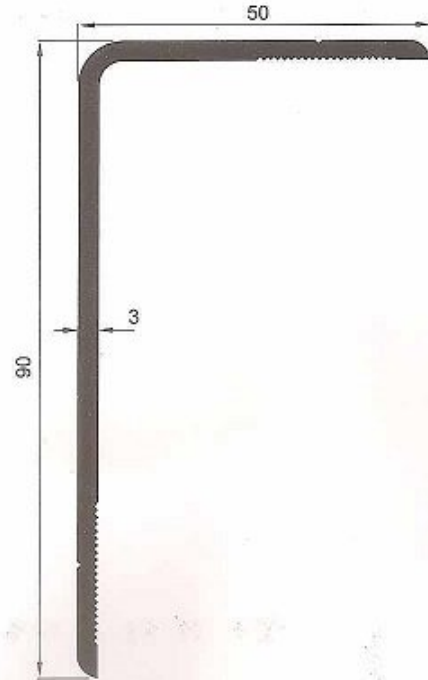
Close Type Frame Line Strip T Profile



Profil No Profile No	Ağırlık Weight	Ölçek Scala
<b>ALSA-1580</b>	<b>1,745 KG/MT</b>	1/1

## Kapalı Kasa Etek Profili

Close Type Frame Line Strip Profile

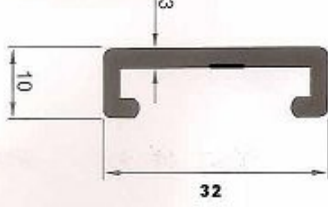


Profil No Profile No	Ağırlık Weight	Ölçek Scala
<b>ALSA-1581</b>	<b>1,060 KG/MT</b>	1/1



# ALSA®

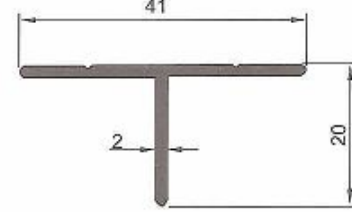
ALÜMİNYUM & PLASTİK  
KAUÇUK SAN. TİC. LTD. ŞTİ.



Profil No Profile No	Ağırlık Weight	Ölçek Scala
<b>ALSA-1582</b>	<b>0,445 KG/MT</b>	1/1

### Tır T Ray Profili

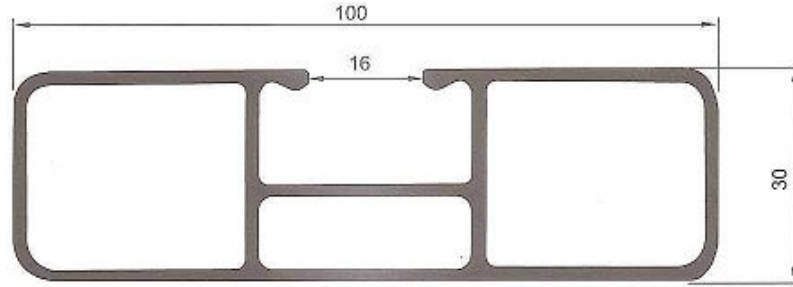
Tır - Container T Rail Profile



Profil No Profile No	Ağırlık Weight	Ölçek Scala
<b>ALSA-1510</b>	<b>0,302 KG/MT</b>	1/1

### Tır Bariyer Profili

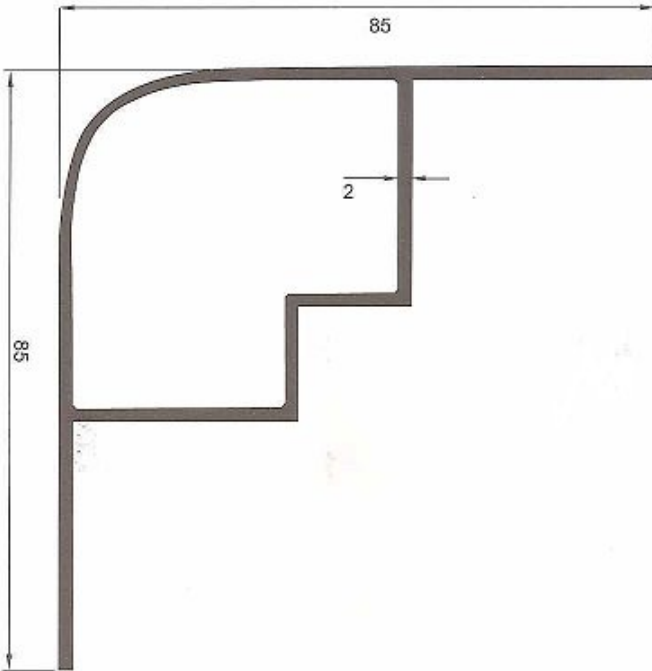
Tır - Container Barrier Profile



Profil No Profile No	Ağırlık Weight	Ölçek Scala
<b>ALSA-1583</b>	<b>1,700 KG/MT</b>	1/1

### Tır Köşe Ray Profili

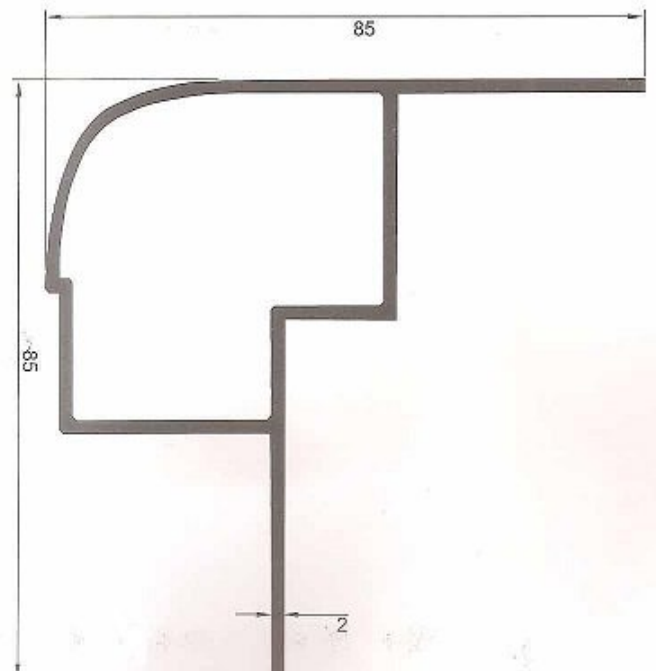
Tır - Container Corner Rail Profile



Profil No Profile No	Ağırlık Weight	Ölçek Scala
<b>ALSA-1584</b>	<b>1,353 KG/MT</b>	1/1

### Tır Üst Ray Profili

Tır - Container Top Rail Profile

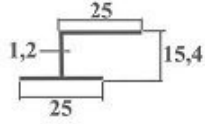


Profil No Profile No	Ağırlık Weight	Ölçek Scala
<b>ALSA-1585</b>	<b>1,352 KG/MT</b>	1/1

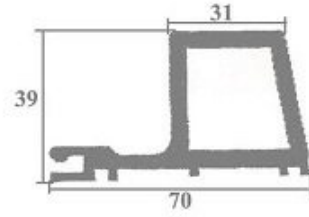


# ALSA®

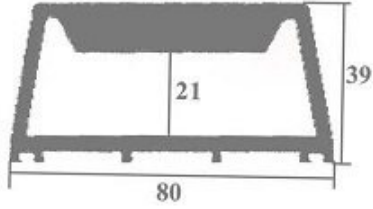
ALÜMİNYUM & PLASTİK  
KAUÇUK SAN. TİC. LTD. ŞTİ.



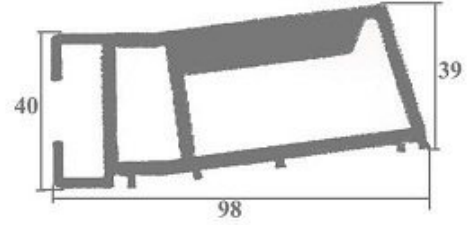
Profil No Profile_No	Ağırlık Weight	Ölçek Scala
<b>ALSA-1541</b>	<b>0,206 KG/MT</b>	1/1



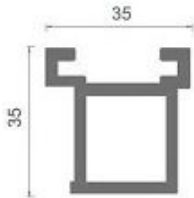
Profil No Profile_No	Ağırlık Weight	Ölçek Scala
<b>ALSA-1542</b>	<b>2,008 KG/MT</b>	1/1



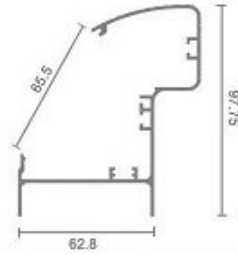
Profil No Profile_No	Ağırlık Weight	Ölçek Scala
<b>ALSA-1543</b>	<b>3,260 KG/MT</b>	1/1



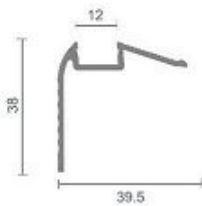
Profil No Profile_No	Ağırlık Weight	Ölçek Scala
<b>ALSA-1544</b>	<b>3,854 KG/MT</b>	1/1



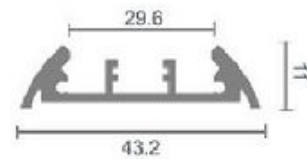
Profil No Profile_No	Ağırlık Weight	Ölçek Scala
<b>ALSA-1545</b>	<b>0,950 KG/MT</b>	1/1



Profil No Profile_No	Ağırlık Weight	Ölçek Scala
<b>ALSA-1546</b>	<b>1,176 KG/MT</b>	1/1



Profil No Profile_No	Ağırlık Weight	Ölçek Scala
<b>ALSA-1547</b>	<b>0,276 KG/MT</b>	1/1



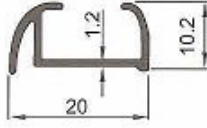
Profil No Profile_No	Ağırlık Weight	Ölçek Scala
<b>ALSA-1548</b>	<b>0,330 KG/MT</b>	1/1



# ALSA®

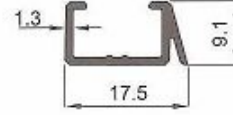
ALÜMİNYUM & PLASTİK  
KAUÇUK SAN. TİC. LTD. ŞTİ.

### Yeni Model Tekli Korniş New Model Single Rail - Cornice

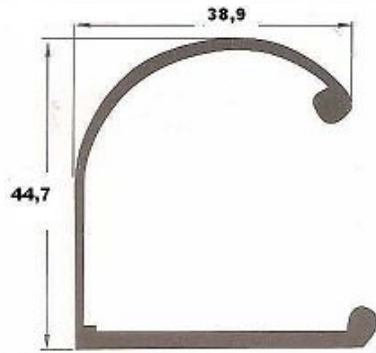


Profil No Profile No	Ağırlık Weight	Ölçek Scala
ALSA-1513	0,151 KG/MT	1/1

### Eski Model Tekli Korniş Old Model Single Rail Cornice



Profil No Profile No	Ağırlık Weight	Ölçek Scala
ALSA-1512	0,130 KG/MT	1/1



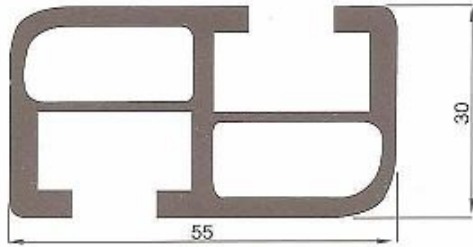
Profil No Profile No	Ağırlık Weight	Ölçek Scala
ALSA-1533	0,596 KG/MT	1/1

### Otobüs Stor Perde Borusu Bus Movie Screen & Curtain Store Pipe



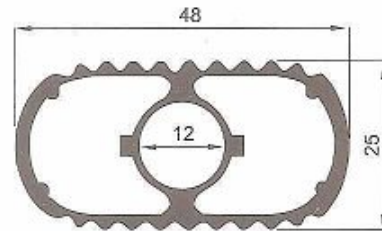
Profil No Profile No	Ağırlık Weight	Ölçek Scala
ALSA-1530	0,261 KG/MT	1/1

### Koltuk Altı Profili Armchair Bottom Profile



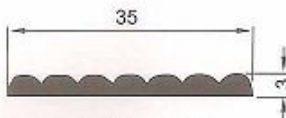
Profil No Profile No	Ağırlık Weight	Ölçek Scala
ALSA-1586	1,480 KG/MT	1/1

### Ayak Dayama Profili Foot Rest Profile



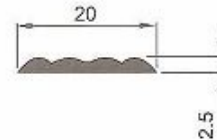
Profil No Profile No	Ağırlık Weight	Ölçek Scala
ALSA-1587	0,842 KG/MT	1/1

### Geniş Silme Profili Large Wiper Profile



Profil No Profile No	Ağırlık Weight	Ölçek Scala
ALSA-1514	0,247 KG/MT	1/1

### Süs Çıtası Profili Decoration Bar Profile



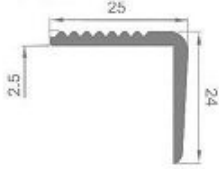
Profil No Profile No	Ağırlık Weight	Ölçek Scala
ALSA-1562	0,110 KG/MT	1/1



# ALSA®

ALÜMİNYUM & PLASTİK  
KAUÇUK SAN. TİC. LTD. ŞTİ.

### İSUZU DAR KÖŞEBENT



Profil No Profile No	Ağırlık Weight	Ölçek Scala
ALSA-1549	0,252 KG/MT	1/1

### ALSA ÖZEL SU OLUĞU ALÜMİNYUMU



Profil No Profile No	Ağırlık Weight	Ölçek Scala
ALSA-1550	0,266 KG/MT	1/1

### KAPAK DİREK ALÜMİNYUMU



Profil No Profile No	Ağırlık Weight	Ölçek Scala
ALSA-1558	1,100 KG/MT	1/1

### KAPAK ETEK ALÜMİNYUMU



Profil No Profile No	Ağırlık Weight	Ölçek Scala
ALSA-1559	1,325 KG/MT	1/1

### KAPAK MENTEŞE ALÜMİNYUMU

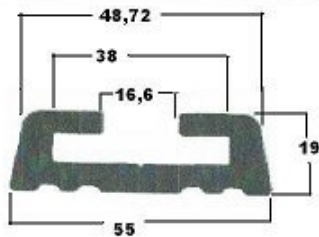


Profil No Profile No	Ağırlık Weight	Ölçek Scala
ALSA-1560	1,300 KG/MT	1/1

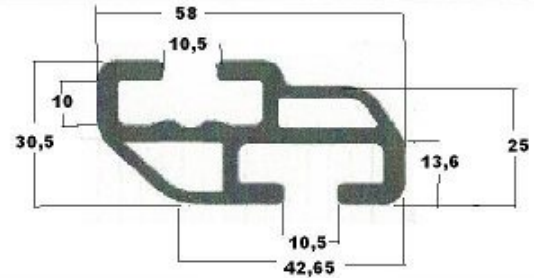
### KAPAK ALT ETEK ALÜMİNYUMU



Profil No Profile No	Ağırlık Weight	Ölçek Scala
ALSA-1561	1,250 KG/MT	1/1



Profil No Profile No	Ağırlık Weight	Ölçek Scala
ALSA-1607	1,595 KG/MT	1/1



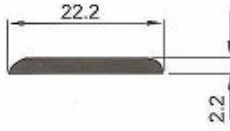
Profil No Profile No	Ağırlık Weight	Ölçek Scala
ALSA-1608	1,570 KG/MT	1/1



# ALSA®

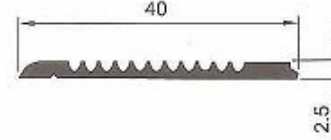
ALÜMİNYUM & PLASTİK  
KAUÇUK SAN. TİC. LTD. ŞTİ.

## Dar Silme Profili Narrow Flat Plane Profile



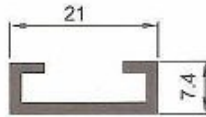
Profil No Profile No	Ağırlık Weight	Ölçek Scala
ALSA-1516	0,126 KG/MT	1/1

## Isuzu Geniş Silme Profili Isuzu Large Plane Profile



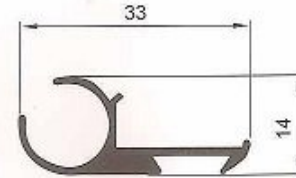
Profil No Profile No	Ağırlık Weight	Ölçek Scala
ALSA-1515	0,225 KG/MT	1/1

## Kapalı Kasa Lastik Profili Rubber Housing for Closed Type Frame Aluminium Profile



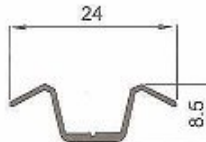
Profil No Profile No	Ağırlık Weight	Ölçek Scala
ALSA-1589	0,179 KG/MT	1/1

## BRANDA ALÜMİNYUMU



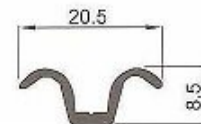
Profil No Profile No	Ağırlık Weight	Ölçek Scala
ALSA-1588	0,271 KG/MT	1/1

## 4'lük Havalı Kapı Profili 4 Airy Door Inside Profile



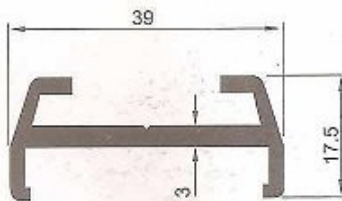
Profil No Profile No	Ağırlık Weight	Ölçek Scala
ALSA-1590	0,106 KG/MT	1/1

## 3'lük Havalı Kapı Profili 3 Airy Door Inside Profile



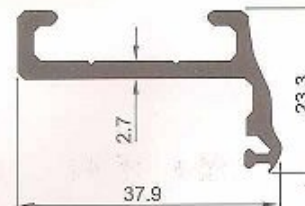
Profil No Profile No	Ağırlık Weight	Ölçek Scala
ALSA-1591	0,118 KG/MT	1/1

## V6 - V8 Kapı Profili V6 - V8 Door Profile



Profil No Profile No	Ağırlık Weight	Ölçek Scala
ALSA-1517	0,565 KG/MT	1/1

## V6 - V8 Kasa Profili V6 - V8 Frame Profile

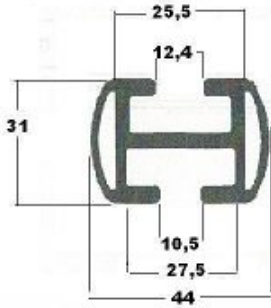


Profil No Profile No	Ağırlık Weight	Ölçek Scala
ALSA-1518	0,535 KG/MT	1/1

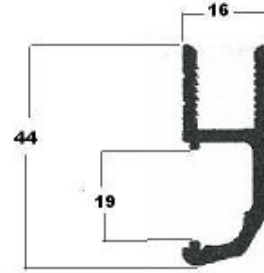


# ALSA®

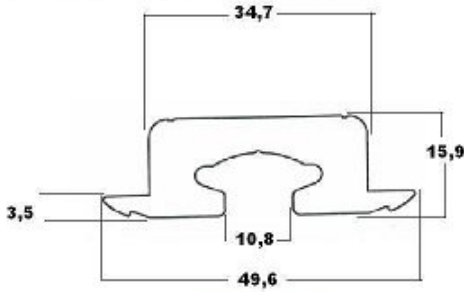
ALÜMİNYUM & PLASTİK  
KAUÇUK SAN. TİC. LTD. ŞTİ.




Profil No Profile No	Ağırlık Weight	Ölçek Scala
ALSA-1610	1,295 KG/MT	1/1



Profil No Profile No	Ağırlık Weight	Ölçek Scala
ALSA-1611	0,500 KG/MT	1/1



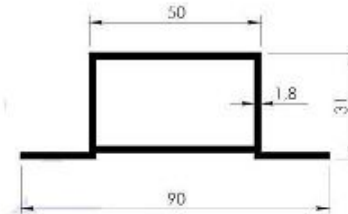
Profil No Profile No	Ağırlık Weight	Ölçek Scala
ALSA-1613	1,210 KG/MT	1/1



Profil No Profile No	Ağırlık Weight	Ölçek Scala
ALSA-6306	0,921 KG/MT	1/1

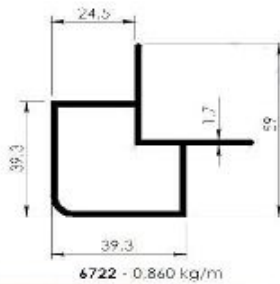


Profil No Profile No	Ağırlık Weight	Ölçek Scala
ALSA-1614	1,185 KG/MT	1/1



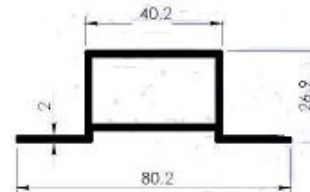
6719 - 0,950 kg/m

Profil No Profile No	Ağırlık Weight	Ölçek Scala
ALSA-1615	0,950 KG/MT	1/1



6722 - 0,860 kg/m

Profil No Profile No	Ağırlık Weight	Ölçek Scala
ALSA-1616	0,860 KG/MT	1/1



6721 - 0,905 kg/m

Profil No Profile No	Ağırlık Weight	Ölçek Scala
ALSA-1617	0,905 KG/MT	1/1